

Customer _____

Rep _____ Date _____

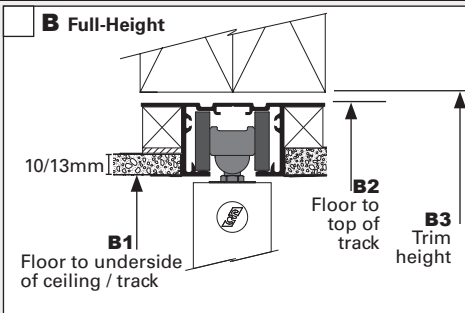
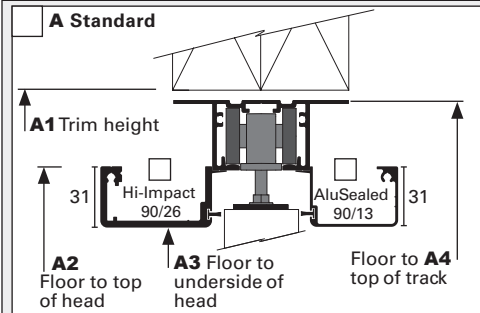
Address/
contact _____

Door ref _____



Only one Door per Form

Select Head Detail (A or B)



Critical height dimension: **A1 A2 A3 A4 B1 B2 B3** (Circle **one** only) is: _____ mm.

Options

Wall Configuration

☐ 26/90/26 ☐ 13/90/13
☐ Other _____

SofStop®

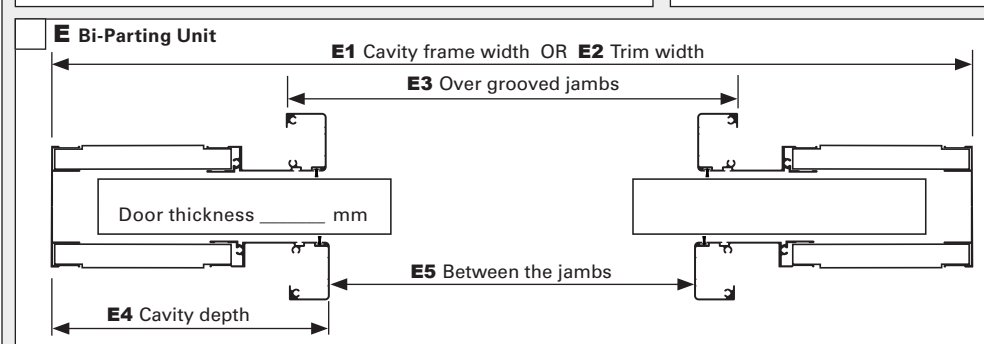
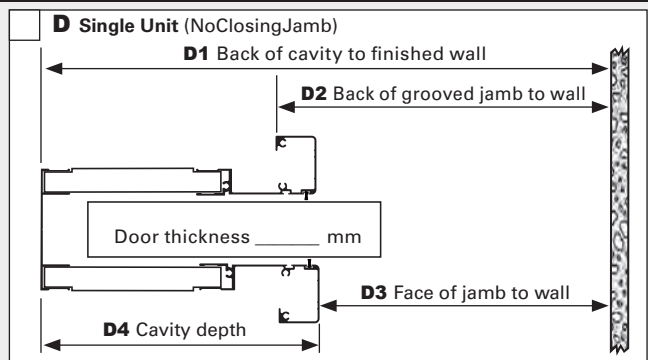
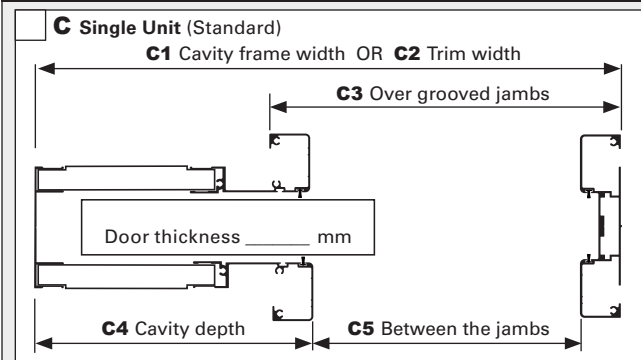
☐ Soft Close ☐ Soft Open

☐ Ply Panel (Indicate handing)

Site Access

☐ OK ☐ Track Off
☐ Hiab ☐ Site Assembly

Select Plan View (C, D or E)



Critical Measurement of Dimension:

C1 C2 C3 C4 C5

D1 D2 D3 D4

E1 E2 E3 E4 E5

(Please circle **one** only)

is: _____ mm.

Flooring:

Will cavity frame sit hard on top of the **finished** or **unfinished** floor?

☐ **1. Finished floor**

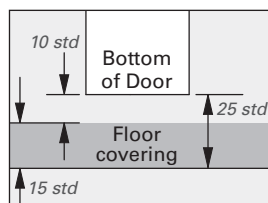
Required clearance from bottom of door to finished floor:

_____ mm (minimum 10mm)

☐ **2. Unfinished floor**

Proposed total thickness of floor covering (incl. adhesive/underlay):

_____ mm (standard 15mm, e.g. typical carpet & underlay)



Required clearance from bottom of door to finished floor:

(minimum 10mm) _____ (typical 10mm)

Door

Type _____

Finish _____

Glass _____

H/W _____

CS Fitting H/W Y / N

H/W height _____

Who is supplying the door?

☐ Cust. ☐ CS ☐ No door

☐ Use door size as critical measurement

Height _____ Width _____

Additional Detail:

Signed by CS rep _____

Rep's contact no. _____

Signed by (or on behalf of customer) _____

Print name _____

Please contact your rep for job progress enquiries or contact your nearest office:

Auckland Head Office

T 09 276 0800

E salesakl@csfordoors.co.nz

Waikato

T 07 928 0800

E salesbop@csfordoors.co.nz

Christchurch

T 03 348 6158

E saleschch@csfordoors.co.nz